Investor Presentation

October 2025

Innovating for a Sustainable Future

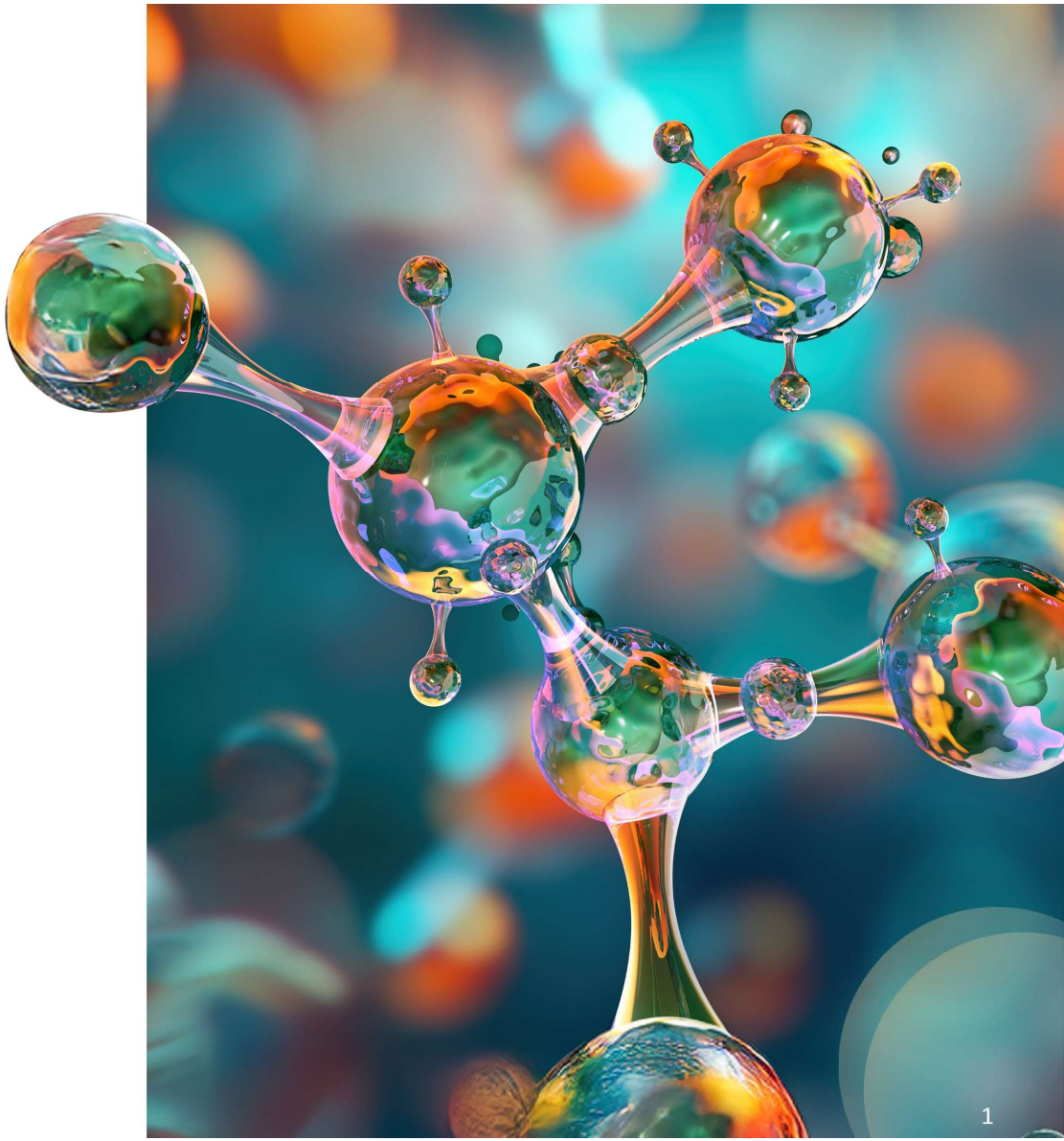

Disclaimer

Statements in this document relating to future status, events, or circumstances, including but not limited to statements about plans and objectives, the progress and results of research and development, potential product characteristics and uses, product sales potential and target dates for product launch are forward looking statements based on estimates and the anticipated effects of future events on current and developing circumstances. Such statements are subject to numerous risks and uncertainties and are not necessarily predictive of future results. Actual results may differ materially from those anticipated in the forward-looking statements. Jubilant Ingrevia Limited may, from time to time, make additional written and oral forward looking statements, including statements contained in the company's filings with the regulatory bodies and our reports to shareholders. The company assumes no obligation to update forward-looking statements to reflect actual results, changed assumptions or other factors.

NOTES:

1. The numbers for the quarter and Financial year have been reclassified and regrouped wherever necessary
2. Closing Exchange Rate for USD 1 at Rs 88.79 as on September 30, 2025 Rs 85.76 as on June 30, 2025 and Rs 85.5 as on March 31, 2025.

Chairmen's Message on Q2'FY26 Financial Results | 1/2

Mr. Shyam S Bhartia
Chairman
&
Mr. Hari S Bhartia
Co-Chairman

"We are pleased to share the financial results for the second quarter of this fiscal year. Our Speciality Chemicals segment continues to drive the growth momentum with double digit YoY revenue growth and a positive growth over last quarter. Our Nutrition business maintained a steady volume growth trajectory across both the core products. Meanwhile, our Chemical Intermediates business clocked highest quarterly sales across value and volumes in last six quarters.

Despite the challenging market conditions, we have grown revenues on the back of growth in volume-market-share and maintained profitability. This quarter, our EBITDA grew by 8% year-over-year, and our Profit After Tax saw an impressive 18% increase. On a half-yearly basis, EBITDA grew by 18%, and Profit After Tax surged by 34%.

Markets Update:

*Across the broader **Chemicals Industry**, we're witnessing a steady recovery in volumes, even as pricing remains under pressure across all segments. At the same time, many global players, especially players in Europe are reporting deteriorating financials due to weaker demand, continued pricing pressure and elevated energy costs.*

***The pharmaceutical end-use market** continues to show steady volume growth, supported by stable pricing. We saw consistent volume expansion across CDMO and Fine-Chemicals products. Additionally, we saw a marginal recovery in volumes last quarter within the Paracetamol segment.*

*The global **Agrochemical sector** has successfully moved beyond the inventory destocking phase, with volumes now stabilizing and showing clear signs of growth. This upward momentum is supported by strong volume expansion on both YoY and QoQ basis. Pricing in the segment has remained stable over the past few quarters, reinforcing the recovery trend.*

*The **Nutrition market** recorded steady volume growth during the quarter though feed-grade vitamins pricing showed short-term volatility globally and in India. Niacinamide demand showed a modest uptick as customer purchasing activity resumed, following subdued volumes at the start of the financial year. Choline volumes traditionally dip in Q2 (versus Q1) due to festivals, however we have seen a notable YoY volume increase.*

Chairmen's Message on Q2'FY26 Financial Results | 2/2

Mr. Shyam S Bhartia
Chairman
&
Mr. Hari S Bhartia
Co-Chairman

Business Update:

The Specialty Chemicals segment continued on its revenue growth trajectory and reported 25%+ margins during the quarter, *driven primarily by strong performance in Fine Chemicals and CDMO sales. We successfully delivered volumes against one of our new Agro CDMO innovator contract in Q2. In last few quarters, we have added 10+ new molecules in our CDMO/Fine chemicals portfolio, which have already started to show in our FY26 revenues, and are expected to contribute 1200cr+ of peak annual revenues in coming years. We have another 10+ opportunities in advanced stages of discussions, which we hope to convert in coming quarters.*

The Nutrition and Health Solutions business *segment grew volumes on YoY basis, with volume growth seen across most segments. Revenue remained steady as overall pricing in the nutrition segment was slightly lower due to competitive pressures, which had a bearing on margins as well. Our new cGMP facility is ramping up and continues to drive growth in cosmetic-grade sales. The EU's anti-dumping duty on Chinese origin Choline products are creating a good pipeline which would get realized in coming quarters, with early orders already booked in Q2.*

In ***the Chemical Intermediates segment****, our strategic initiatives on Ethyl Acetate and Acetic Anhydride sales drove a notable QoQ and YoY growth in volumes and revenue, clocking highest quarterly revenue and volumes in last six quarters. We have continued to secure and grow our domestic and global market share despite market pricing pressures. With our sustained focus on cost efficiency, we successfully maintained margins in line with the previous quarter.*

Future Outlook:

Looking ahead to H2'FY26, we expect continued growth momentum, fueled by progress in our Specialty Chemicals and Nutrition businesses, along with an expected part-recovery in the Acetyls portfolio. We're also on track to start serving our major CDMO order in early 2026, a milestone that is expected to significantly accelerate our growth trajectory in the CDMO segment. To meet the increased demand in CDMO, we did ground-breaking of our new MPP in Gajraula, which we hope to complete by late 2026."

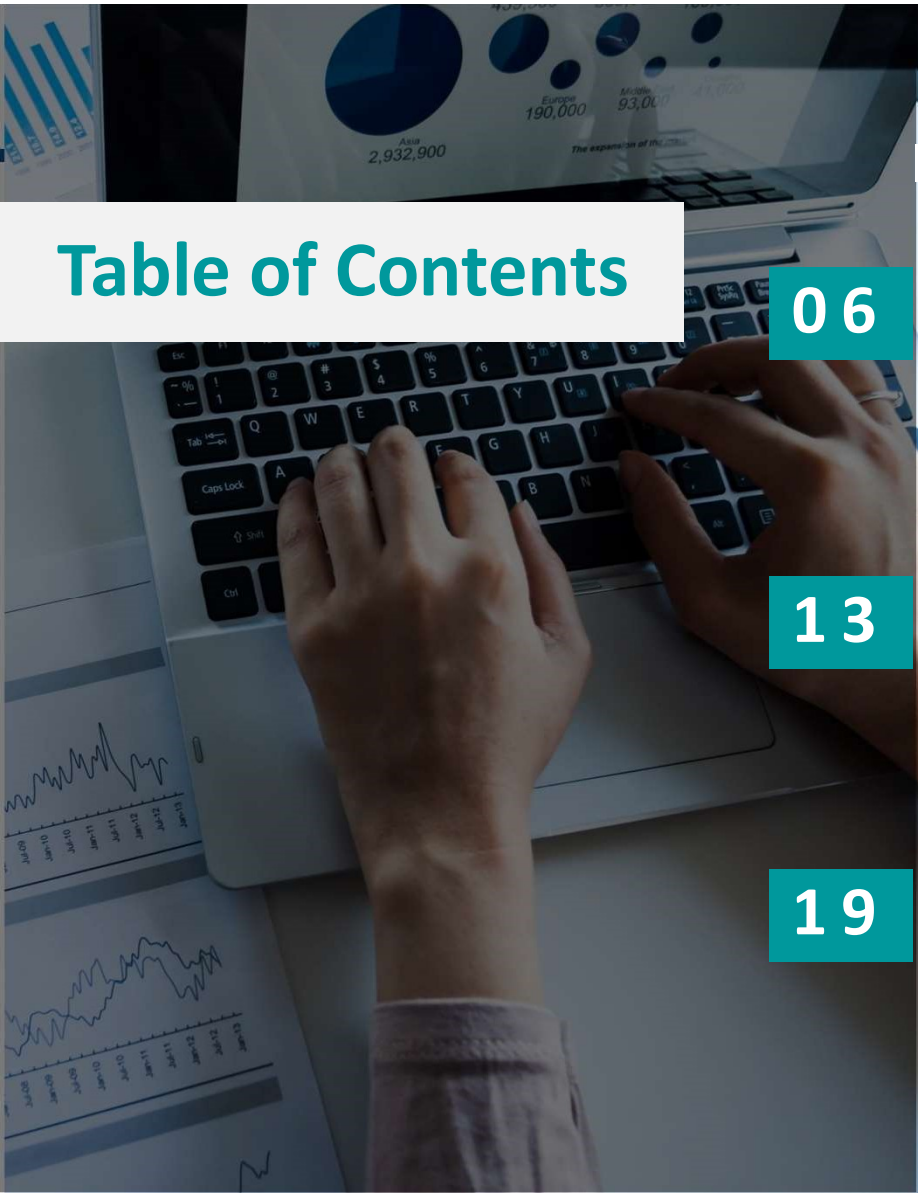

Table of Contents

06 Company Overview

13 Q2'FY26 Highlights

19 Business Segments Update

Company Overview

JVL has a rich legacy spread over the last 45 years and 4 major chapters

Origin
1978 – 1990

- Started as **VAM Organics**
- Focused on VAM, Acetic Acid & Acetic Anhydride

Expansion & Diversification
1990 – 2011

- Foray into **Pyridine Chemistry**
- **Expansion of Acetyls** Business

Forward Integration
2011 - 2023

- Forward integration into **Pyridine derivatives**
- **Launch of Nutrition** business (Vit B3)

Transformation into Specialty Leader
2023 onwards

- Expansion of **Pyridine derivatives**
- **Foray into Diketene derivatives**
- Focus on **CDMO (Agro, Pharma, Semi-Con)**
- **Specialty products in Nutrition** (Cosmetic B3, Food B3, Choline Salts etc.)

3 business verticals: Specialty Chemicals, Nutrition & Health Solution, and Chemical Intermediates

JUBILANT INGREVIA

JUBILANT INGREVIA

1 Specialty Chemicals

- CDMO
- Fine Chemicals
- Pyridine and Picolines

Globally #1

- Bio-Pyridine,
- Bio Beta Picoline
- 36 Pyridine Derivatives

2 Nutrition & Health Solutions

- Animal Nutrition and Health Solutions
- Human Nutrition Solutions

Globally #2

in Vitamin B3

Domestic leader
in Vitamin B4

3 Chemical Intermediates

- Acetic Anhydride
- Acetaldehyde
- Ethyl Acetate
- Bio Acetic Acid

Globally #2

in Acetic Anhydride
Merchant Market

Specialty Chemicals and Pharma are biggest revenue contributors while exports constitute >40% of business

Business wise Split

H1'FY26

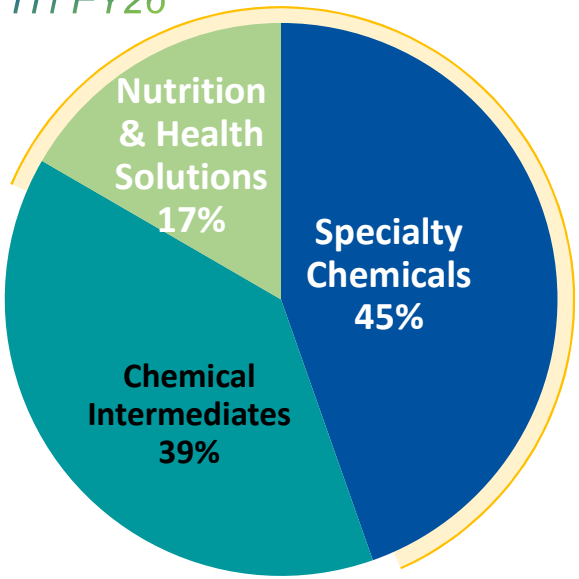

Specialty Chemicals and Nutrition contribute >60% of revenues

Application wise Split

H1'FY26

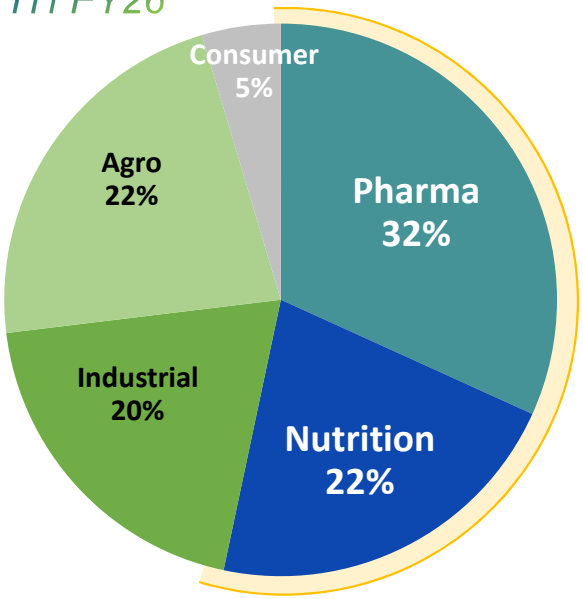

Pharma and Nutrition are the biggest contributors with ~54% of revenue

Geography wise Split

H1'FY26

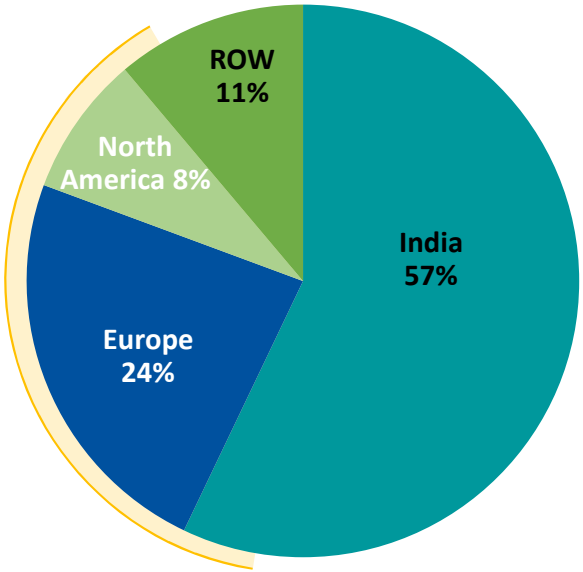

North America, & EU drive >30% of revenue

World class Manufacturing facilities

Gajraula
Uttar Pradesh, India

Integrated facility for Specialty Chemicals & Chemical Intermediates

463 acres

Bharuch
Gujarat, India

CDMO & Fine Chemicals Nutrition and Chemical Intermediates

310 acres

Nira
Maharashtra, India

Chemical Intermediates Facility

144 acres

Savli
Gujarat, India

Animal Nutrition & Health Solutions Facility

109 acres

Ambernath
Maharashtra, India

Microbial Control Solutions Facility

3.5 acres

2300+ people **130+ products** **1500+ customers**

Operational Capabilities

- Multi-Chemistry, Multi-Product Expertise
- Continuous & Batch processes
- World Class cGMP facility; US FDA inspected
- Responsible Care, TfS commitment; Ecovadis Gold
- Ecologically Harmonized Practices
- Health & Safety benchmarking global performance

Significant investments in R&D and Innovation

R&D Center G. Noida UP, India

Pilot Plant at Gajraula UP, India

3
R&D Centers

~150
Scientists

~30
PhDs

Experienced and Energized Executive Leadership Team

SS Bhartia
Chairman

HS Bhartia
Co-Chairman & Whole Time Director

Deepak Jain
CEO & MD
20 yrs exp

Business Leaders

Specialty Chemicals

Ambrish Dixit
President, Head of Specialty Chemicals
24 yrs exp

Yuvraj B
Business Head
CDMO
18 yrs exp

Anurag Krishan
Business Head
Fine Chemicals
19 yrs exp

Amit Saini
Business Head
Pyridine & Picolines
21 yrs exp

Nutrition & Health

Ashish Kr. Sinha
Business Head Animal & Human Nutrition
25 yrs exp

Rishi Gangwar
Business Head
Nutrition & Health Ingredients
21 yrs exp

Vishal Kadam
Business Head
Human Nutrition
27 yrs exp

Chemical Intermediates

Himanshu Dhapola
Business Head Acetyls
22 yrs exp

Function Leaders

Varun Gupta
President, Chief Financial Officer
20 yrs exp

Vijay Kumar Srivastava
President, Chief of Operation & Whole Time Director
24 yrs exp

Birajeev Singh
Head of Supply Chain
23 yrs exp

Vinita Koul
Head of HR
27 yrs exp

Parthasarathy Basu
Head of Strategy and M&A
17 yrs exp

Sanjeev Kumar
Head of Quality & Regulatory Affairs
26 yrs exp

12

Q2’FY25 Highlights

Market Overview Q2'FY26 : Volumes continue to recover across segments amidst pricing pressures; short-term tariff related uncertainty remains

JUBILANT INGREVIA

PHARMA

- Volumes remained steady across segments, especially in our core products in Fine Chemicals
- Prices remained stable in most segments; Customers await clarity on tariff situation thus delaying decisions in a few opportunities
- Paracetamol segment volumes witnessed moderate growth, with all players pushing for plant utilizations; pricing remained muted

AGROCHEM

- Agrochemical volumes are rising steadily worldwide and in India, with Pyridine-based products showing consistent recovery
- Segment prices have stabilized, though Pyridine & Picoline saw short-term volatility that may ease in upcoming quarters.

NUTRITION

- Niacinamide demand remains strong, with prices under short-term pressure in Q2FY26; marginal recovery noticed towards the end of quarter, which is expected to continue into current quarter
- Choline (B4) demand is stable, and with EU tariffs favoring non-Chinese suppliers, European inquiries are beginning to rise.

Several milestones in Q2FY26, further strengthening and accelerating our Pinnacle journey (not exhaustive)

Business

- **Overall:** Highest Quarterly Revenue, Sales volume in last 10 quarters
- **Acetyls:** Highest revenue and volumes in last 6 quarters; market share gain in India
- **Specialty**: Product diversification and **CDMO push**: **Increased traction in Diketene derivatives** with share gain
- **Nutrition**: Highest B3 volume sales in last 6 quarters; Choline push in Europe
- **EU sales grew** 30% QoQ

Customer

- **KAM**: Opportunity **funnel expansion to 100+** *(70 in Q1)*
- **Confirmed: 10+ molecules in last year, INR 1200cr** peak revenue
- **Advanced stage: 10+ molecules, INR 1000cr** peak revenue
- **Successfully shipped volumes** of Agro-Innovator product
- **Nutrition pipeline**: EU **Choline, specialty pre-mixes push**

Operations / ESG

- **Green power impact showing up: Power & Fuel expense dropped** 16% YoY despite volume growth; O2 Power started in Bharuch; *(Ingrevia Renewable power share: 28%)*
- **Lean initiatives:** 100cr+ savings program on track
- **ESG efforts recognition: ICC Sustainability Award** in Water Stewardship Category

People / Org

- **Senior Talent additions continue:** New Head of Nutrition and Health Ingredients; US BD Head, etc.
- **Expansion of R&D and Technology** teams to support new CDMO opportunities

Innovation/R&D

- **~50 products in R&D pipeline across businesses**
- ***18 new product launches expected in FY26***

Capex

- **On-track: Q4 commissioning** of $300M Agro-Innovator project; New Boiler in Bharuch to be commissioned in Q3FY26
- Groundbreaking of new **MPP** at Gajraula; **Semi-conductor R&D** at Gr Noida soon

Financial Results Overview | Q2'FY26 Consolidated

Particulars[1]	Q2'FY25	Q1'FY26	Q2'FY26	Q-o-Q	Y-o-Y	H1'FY25	H1'FY26	Y-o-Y
Total Revenue	1,045	1,038	1,121	8%	7%	2,070	2,159	4%
Total EBITDA	135	153	146	-5%	8%	254	300	18%
EBITDA Margin (%)	13%	15%	13%			12%	14%	
Profit After Tax	59	75	70	-7%	18%	108	145	34%
Profit After Tax Margin (%)	6%	7%	6%			5%	7%	
Basic and Diluted EPS (Rs.)	3.7	4.7	4.4	-7%	18%	6.8	9.2	34%

Revenue & EBITDA during the quarter was impacted on account of :

Specialty Chemicals

High Double Digit Growth in Pyridine Derivatives on both QoQ and YoY basis

Diketene Derivatives growth momentum continues on both QoQ & YoY basis

Commencement of supply for Agrochem CDMO contract with Innovator

Nutrition & Health Solutions

Highest volumes achieved in B3 & B4; Pricing softening off-set revenue growth

Multiple new queries and orders received from Europe

Witnessed growth in Speciality Vitamin B3 products, including cosmetics grade B3

Chemical Intermediates

Significant volume growth seen across key products- Acetic Anhydride and Ethyl Acetate on both QoQ and YoY basis

Expanded domestic as well as European market share.

Lower costs

Lower input costs and the impact of Lean 2.0 boosted our competitiveness amid global economic uncertainty

Personnel costs in Q2'FY26 lower than Q2'FY25 and level with Q1, despite increments

1. *All figures are in Rs Crore unless otherwise stated*

Portfolio Shift: Spec Chem and Nutrition continue to drive EBITDA; Chemical Intermediates share inching with marginal recovery

Segment-wise EBITDA Share (%)

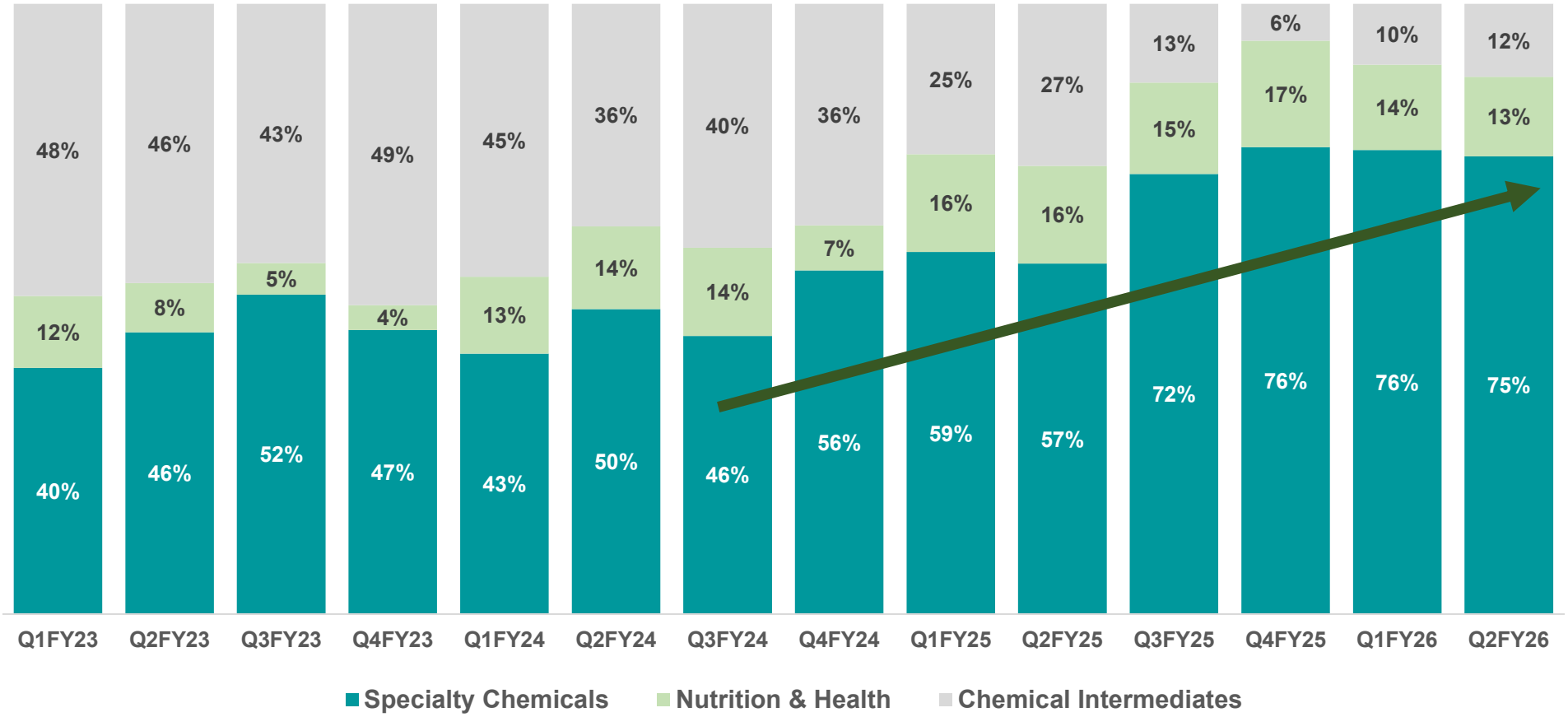

EBITDA trends: Stable margins in Specialty, though Nutrition margins impacted by short-term price volatility; Acetyls showed marginal and gradual recovery

JUBILANT INGREVIA

Specialty Chemicals

EBITDA (Rs Cr.)

Y.o.Y Growth 44%
Q.o.Q De-Growth -4%

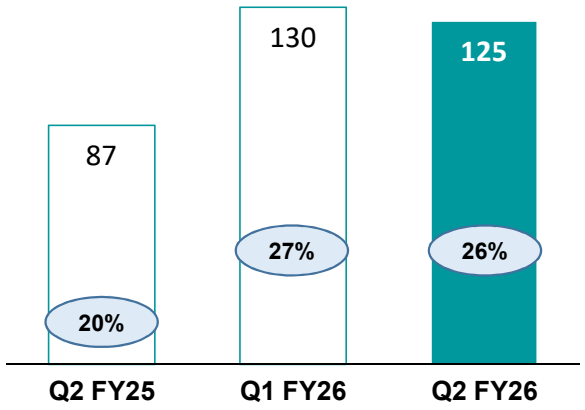

- **CDMO, Fine Chemicals portfolio and Agrochemicals volumes grew** on QoQ basis
- **Margin decline was mainly driven by temporary price softening in key products:** Pyridine & Picolines, and some of their derivatives

Nutrition

EBITDA (Rs Cr.)

Y.o.Y De-Growth -13%
Q.o.Q De-Growth -15%

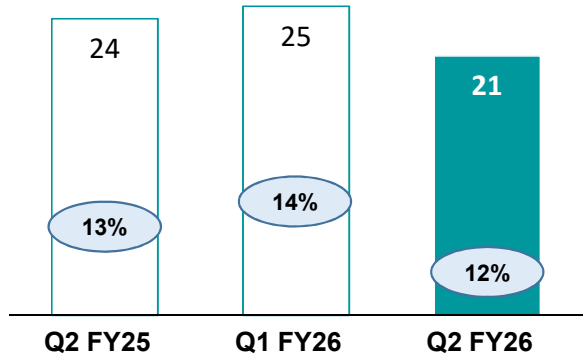

- **B3 volumes increased both QoQ and YoY**, though QoQ, margins were impacted by temporary pricing pressure in B3 Feed.
- **Choline feed volumes increased YoY;** continued expansion in specialty and premixes segments

Chemical Intermediates

EBITDA (Rs Cr.)

Y.o.Y Growth -51%
Q.o.Q Growth 18%

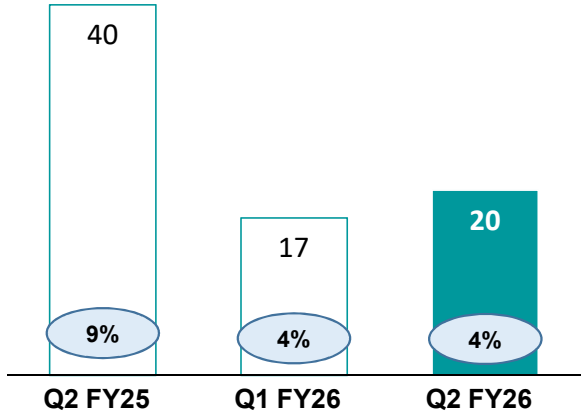

- **QoQ and YoY growth driven by volumes uplift** across Acetic Anhydride, Ethyl Acetate, and Acetaldehyde
- **Pricing pressure continued** across Ethyl Acetate and Acetic Anhydride, **partially offsetting volume gains**

% *EBITDA Margins – Before adjustment of Unallocated corporate expense/Income*

Business Segments Overview



1 Specialty Chemicals | Market, Business & Financial Highlights

MARKET HIGHLIGHTS

- Pharma End-use demand continued to show positive momentum, improvement witnessed on YoY and QoQ basis
- Pricing remained stable and consistent

- Volumes recorded continued growth
- Inventory Destocking issue is largely over
- Witnessed marginal price softening in pyridine and its derivatives; expected to reverse in coming quarters

- Increased traction from customers across Pharma, Agro, Semi-conductor, Cosmetics/Nutrition segments
- **100+ new opportunities** in CDMO/ Fine Chemicals portfolio with 3.5Kcr+ peak revenue potential; **10+ molecules added in last one year with 1200cr+ peak revenue potential**; 10+ more in advanced stages

FINANCIAL HIGHLIGHTS

Particulars[1]	Q2'FY25	Q1'FY26	Q2'FY26	Q-o-Q	Y-o-Y	H1'FY25	H1'FY26	Y-o-Y
Segment Revenue	433	478	485	1%	*12%*	864	963	*11%*
% Share of Overall Revenue	41%	46%	43%			42%	45%	
EBITDA	87	130	125	-4%	*44%*	172	255	*48%*
% EBITDA Margin	20%	27%	26%			20%	27%	
% Contribution to EBITDA [2]	57%	76%	75%			58%	76%	

BUSINESS DRIVERS

- Segment revenue growth was driven by increased sales across CDMO, pyridine and diketene portfolios
- Margins continued to remain above 25% trajectory, on account of :
  - Higher offtake from Fine Chemicals and CDMO offerings
  - Ongoing cost optimization initiatives
- Sequential drop in EBITDA was driven by short-term price volatility in Pyridine and Picolines, and some impact from Pyridine plant shutdown in Q2

1. All figures are in Rs Crore unless otherwise stated.
2 Before adjustment of Unallocated corporate expense/Income

2 Nutrition & Health Solutions | Market, Business & Financial Highlights

MARKET HIGHLIGHTS

- Market demand remained steady with Q1 roll-over orders creating marginal uptick
- Competition volume push weighed on global prices.

- Cosmetic-grade demand grew steadily on both QoQ and YoY basis
- Prices for both food-grade and cosmetic-grade products remained stable

- Q2 typically sees lower volumes due to festivals, but showed steady YoY growth.
- EU queries rose after anti-dumping duties on China; Jubilant well-positioned with approvals in 3 countries and first batch shipped. Remaining markets to be covered by H2.

FINANCIAL HIGHLIGHTS

Particulars[1]	Q2'FY25	Q1'FY26	Q2'FY26	Q-o-Q	Y-o-Y	H1'FY25	H1'FY26	Y-o-Y
Segment Revenue	182	179	181	1%	-1%	368	359	-2%
% Share of Overall Revenue	17%	17%	16%			18%	17%	
EBITDA	24	25	21	-15%	-13%	47	46	-3%
% EBITDA Margin	13%	14%	12%			13%	13%	
% Contribution to EBITDA [2]	16%	14%	13%			16%	14%	

BUSINESS DRIVERS

- Despite strong volume growth, in both B3 and Choline, overall revenue growth remained modest due to short-term pricing pressures across the nutrition portfolio.
- Margins trended lower and remained within the 12%–14% range driven by price decline; expected to increase in coming quarters as prices recover and share of cosmetic/food grade increases in overall mix

1. *All figures are in Rs Crore unless otherwise stated.*
2. *Before adjustment of Unallocated corporate expense/Income*

3 Chemical Intermediates | Market, Business & Financial Highlights

MARKET HIGHLIGHTS

- Increase in India market volumes with marginal uptick in agro and paracetamol
- Continued market challenges in Europe, driven by weak demand outlook and plant closures

- Continued lower acetic acid prices, putting ongoing pressure on anhydride prices
- Lean initiatives supported to offset pricing pressure

- Segment realization were lower on QoQ basis
- Prices remained subdued, driven by the pass-through of lower raw material costs, and an oversupplied market

FINANCIAL HIGHLIGHTS

Particulars[1]	Q2'FY25	Q1'FY26	Q2'FY26	Q-o-Q	Y-o-Y	H1'FY25	H1'FY26	Y-o-Y
Segment Revenue	430	381	455	20%	6%	838	836	*0%*
% Share of Overall Revenue	41%	37%	41%			40%	39%	
EBITDA	40	17	20	18%	-51%	76	36	*-52%*
% EBITDA Margin	9%	4%	4%			9%	4%	
% Contribution to EBITDA [2]	27%	10%	12%			26%	11%	

BUSINESS DRIVERS

- Revenue grew on both QoQ and YoY basis, driven by robust volume growth in Acetic Anhydride and Ethyl Acetate, marking the highest levels in the past six quarters
  - Strong volume growth was offset by a slight drop in realization in Q2FY26
- EBITDA was stable QoQ, YoY drop was primarily driven by market-induced contribution erosion

1. *All figures are in Rs Crore unless otherwise stated.*
2. *Before adjustment of Unallocated corporate expense/Income*

Annexures

Annexure I - Income Statement | Consolidated – Q2'FY26

Particulars[1]	Q2'FY25	Q1'FY26	Q2'FY26	QoQ	YoY	H1'FY25	H1'FY26	YoY
Revenue from operations								
a) Sales/Income from operations	1029	1029	1110	8%	8%	2039	2139	5%
b) Other operating income	16	9	11	30%	-32%	30	20	-35%
Total revenue from operations	**1045**	**1038**	**1121**	**8%**	**7%**	**2070**	**2159**	**4%**
Other income	10	11	11	-4%	3%	20	22	10%
Total income	**1056**	**1049**	**1132**	**8%**	**7%**	**2090**	**2181**	**4%**
Expenses								
a) Cost of materials consumed	512	449	548	22%	7%	1044	997	-4%
b) Purchases of stock-in-trade	8	32	31	-6%	274%	16	63	304%
c) Changes in inventories of finished goods, stock-in-trade and work-in progress	-13	38	22	-42%	-271%	-24	60	-354%
d) Employee benefits expense	113	108	108	-1%	-5%	215	216	0%
e) Finance costs	15	13	12	-4%	-19%	29	25	-15%
f) Depreciation and amortisation expense	40	41	41	1%	4%	78	82	5%
g) Other expenses:								
- Power and fuel expense	127	100	107	7%	-16%	245	207	-16%
- Others	173	168	171	1%	-1%	339	339	0%
Total expenses	**975**	**949**	**1039**	**9%**	**6%**	**1943**	**1988**	**2%**
Profit before share of loss of an associate (3-4)	80	100	93	-7%	16%	146	193	32%
Share of loss of an associate	0	0	0			0	0	0%
Profit before tax	**80**	**100**	**93**	**-7%**	**16%**	**146**	**193**	**32%**
Tax expense								
- Current tax	25	23	15	-34%	-40%	38	39	1%
- Deferred tax charge	-4	2	8	437%	-289%	1	10	1669%
Net profit for the period/year	**59**	**75**	**70**	**-7%**	**18%**	**108**	**145**	**34%**
Earnings per share of ₹ 1 each								
Basic (₹)	3.7	4.7	4.4			6.8	9.2	
Diluted (₹)	3.7	4.7	4.4			6.8	9.2	

1. *All figures are in Rs Crore unless otherwise stated.*
Expenses covered in Other expenses include i) Consumption of stores and spares and packing materials. ii) Repairs and maintenance, iii) Freight & forwarding (including ocean freight). iv) Others

Annexure II: Income Statement Segmental – Q2'FY26

Particulars[1]	Q2'FY25	Q1'FY25	Q2'FY26	QoQ (%)	YoY (%)	H1'FY25	H1'FY26	YoY (%)
Total Revenue from Operations	**1,045**	**1,038**	**1,121**	**8%**	**7%**	**2,070**	**2,159**	**4%**
Speciality Chemicals	433	478	485	1%	12%	864	963	11%
Nutrition & Health Solutions	182	179	181	1%	(1%)	368	359	(2%)
Chemical Intermediates	430	381	455	20%	6%	838	836	(0%)
Reported EBITDA	**135**	**153**	**146**	**(5%)**	**8%**	**254**	**300**	**18%**
Speciality Chemicals	87	130	125	(4%)	44%	172	255	48%
Nutrition & Health Solutions	24	25	21	(15%)	(13%)	47	46	(3%)
Chemical Intermediates	40	17	20	18%	(51%)	76	36	(52%)
Unallocated Corporate (Expenses)/Income	-16	-19	-20	6%	21%	-41	-38	-
PAT	**59**	**75**	**69**	**(7%)**	**18%**	**108**	**145**	**34%**
EPS	3.7	4.7	4.4	(7%)	18%	6.8	9.2	34%
Reported EBITDA Margins	**12.9%**	**14.8%**	**13.1%**			**12.3%**	**13.9%**	
Speciality Chemicals	20.0%	27.2%	25.8%			19.9%	26.5%	
Nutrition & Health Solutions	13.3%	13.9%	11.6%			12.8%	12.7%	
Chemical Intermediates	9.3%	4.4%	4.3%			9.0%	4.4%	
Net Margin	**5.6%**	**7.2%**	**6.2%**			**5.2%**	**6.7%**	

1. *All figures are in Rs Crore unless otherwise stated.*

Annexure III: Debt Position| As on 30th September 2025

Particulars[1]	30-Sep-24	31-Mar-25	30-Sep-25
Long Term Borrowings	450	453	458
Short Term Borrowings	263	303	336
Total Gross Debt	**713**	**756**	**794**
Cash & Equivalent	63	98	47
Total Net Debt	**650**	**658**	**748**
YoY change			**15%**

- The capex for the quarter was Rs 59 Crore, which was primarily utilized towards the upcoming CDMO Plant at Bharuch.
- Capex for Half Year'26 amounts to Rs 109 Crore.

Annexure III - Conference Call Details

Date : October 27th, 2025
Time : 05:00 pm IST

Diamond Pass Log-In	
Pre-registration:	To enable participants to connect to the conference call without having to wait for an operator, please register at the below mentioned link. DiamondPass™ Click here to Express*Join* the Call You will receive dial in numbers, passcode and a pin for the concall on the registered email address provided by you. Kindly dial into the call on the Conference Call date and use the passcode & pin to connect to call.
Conference Dial-In Numbers	
Universal Access:	**+91 22 6280 1141** **+91 22 7115 8042**
Toll Free Number:	USA: **1 866 746 2133** UK: **0 808 101 1573** Singapore: **800 101 2045** Hong Kong: **800 964 448**
Audio Link:	The Audio link will be available on the company website. Please access the link here - https://jubilantingrevia.com/investors/financials/quarterly-results

For More Information

Thank you for your time

Jubilant Ingrevia Limited is a leading player in Specialty Chemicals globally, serving Pharmaceutical, Nutrition, Agrochemical, Consumer and Industrial customers. It has a broad portfolio of over 130+ products and customized solutions that are innovative, cost-effective and conform to global quality standards.

It has over 40 years of legacy in the chemicals industry and is amongst the top players globally in Pyridine & Picolines, Pyridine derivatives, Acetic Anhydride, Vitamin-B3 and many other products. Jubilant Ingrevia Limited has a fast-growing Custom Development and Manufacturing business (CDMO) serving pharma, agrochemicals and semi-conductor sectors. The Company serves customers in US, EU, Japan, Middle East, South East Asia and other geographies, in addition to domestic market from its 50 plants across 5 manufacturing facilities in India with a workforce of over 2,300 employees. Its three R&D centres employ 150 scientists working on cutting-edge research and innovation.

Jubilant Ingrevia Limited is a Responsible Care certified company and ranked highly in global ESG indices such as Ecovadis and Dow Jones Sustainability Index. In 2024, Jubilant Ingrevia Limited was also recognised by the World Economic Forum (WEF) and entered its prestigious Global Lighthouse Network (GLN) for deployment of 4IR technologies.

For more information, please visit: www.jubilantingrevia.com

For Investors:

Pavleen Taneja
Jubilant Ingrevia Limited.
☎ Ph: +91 120 436 1000
✉ E-mail: pavleen.taneja@jubl.com

Siddharth Rangnekar, CDR India
☎ Ph: +91 22 6645 1209
✉ E-mail: siddharth@cdr-india.com

For Media:
Sandipan Ghatak
☎ Ph: +91 120 436 1062
✉ E-mail: sandipan.ghatak@jubl.com

Sahir Seth:
☎ Ph: +91 9999270119
✉ E-mail: sahir.seth@adfactorspr.com